



## INTERNATIONAL STANDARD GUIDE

### Ordering Frames & Chops

FRM-397  
 Adopted-1997  
 Standards-1998  
 Revised-1999  
 Revised-2000

---

FACTS publishes this document as a public service. Its use is voluntary, and all results obtained by its use must be entirely the responsibility of the user. This document is subject to revision, change and/or withdrawal at any time. © FACTS 2000

---

#### 1.0 Scope

- 1.1 The purpose of this document is to establish common terminology and practices for figuring, measuring, ordering, and cutting chops.
- 1.2 The use of a common terminology allows precise communication.
- 1.3 The use of standard allowance promotes greater accuracy.
- 1.4 The use of this standard provides a universal method and terminology for order description and allowance, decreasing the opportunity for error.

#### 2.0 Terminology

- 2.1 Reference–FACTS Standard Terminology, © FACTS, 1995 or latest revision.
- 2.2 Terminology Format–The following words are defined to clarify the importance of sections or formats, and to identify those that are mandatory.
  - 2.2.1 “Shall”–is used to indicate that a provision is mandatory.
  - 2.2.2 “Should”–is used to indicate that a provision is not mandatory, but recommended as good practice.
  - 2.2.3 “May”–is used to indicate that a provision is optional.

2.3 Allowance–The difference between the size of the objects being framed and the inside dimension of the frame. e.g.,

In inches the artwork/glazing package measures 16" X 20", the frame size is 16 1/8" x 20 1/8". The 1/8" difference is the allowance.

In metric the artwork/glazing package measures 400 X 500, the frame size is 402 x 502. The 2mm difference is the allowance.

- 2.4 Designations–The terms that shall be used when orders for chops or frames differ from the 1/8 inch or 2mm standard allowance.
- 2.5 “Frame Size”–The measurement across the back of the frame rabbet. (see diagram)
- 2.6 Rabbet–The cut-out portion of the back of a frame that supports the art package. (see diagram)
- 2.7 “Back Rabbet”–The rear-most rabbet in a moulding with a double rabbet. (see diagram)

2.8 Double Rabbet—A moulding with a typical rabbet near the front and an additional rabbet near the back that supports the art or decorative backing.

2.9 Fillet—A small moulding without a rabbet, usually situated under the lip of a frame or inside the opening of a mat.

2.10 Inner Frame and/or Liner —A secondary frame inside of another frame.

2.11 Stacked Frame—A frame assembly made of more than one frame. (see inner frame & liner)

2.12 "Exact Size"—Ordered size, no allowance.

2.13 "Outside Size"— The overall outside frame size. (see diagram)

2.14 "Sight Size" —The measurement across the inner most opening of a frame. (see diagram)

2.15 "Fit Inside"— To fit in the rabbet of a liner or frame. (see diagram)

2.16 "Fit Outside"—To fit around a fillet, liner or frame. (see diagram)

### **3.0 Summary of Practice**

3.1 Measurements shall be specified in U.S. System (inches) or Metric (millimeters).

3.2 The frame or chop supplier shall measure to the inside of the rabbet unless otherwise designated. (as indicated by the large arrows in the diagrams)

3.3 Whenever possible, orders should be in increments of 1/8 inch or 5mm to minimize error.

3.4 Mouldings with double rabbets shall be measured to the inside of the front rabbet.

3.5 A standard allowance of 1/8 inch or 2mm shall be added to all ordered sizes. Any other instructions shall use a designated term. ( see 4.0 How to Order )

4.0 How to Order (designations)

4.1 "Frame Size"—designates orders shall be cut to the inner most rabbet with the standard 1/8 inch or 2mm allowance added. If the back rabbet size is most important the order shall state "Frame Size to Back Rabbet" the cut shall have standard 1/8 inch or 2mm allowance.

4.2 "Exact Size"— designates no allowance shall be added.

4.3 "Sight Size"—designates cut to the inside moulding lip no allowance shall be added.

4.4 "Fit Outside"—designates to fit, around liners or inner frames, which should be ordered the size of the artwork/glazing package ("Frame Size").

4.5 "Outside Size"—designates cut to the outer most dimension, no allowance shall be added.

4.6 "Fit Inside"—designates cut to fit inside the rabbet of a liner or frame.

### **5.0 Ordering Fillets**

5.1 Order the frame to size and designate the fillet "Fit Inside." (the moulding rabbet must be wide enough to accept the fillet.)

5.2 Fillets for mat openings should be precisely measured and ordered "Exact Size." (see feature as indicated by the large arrow on the diagram)

5.3 Due to the need for a precise fit, a fillet should be ordered slightly larger than needed and trimmed in-house.

### **6.0 Ordering Considerations**

6.1 When ordering from different suppliers for multiple or "Stacked Frames," the inner frame should be measured before ordering the outer frame.

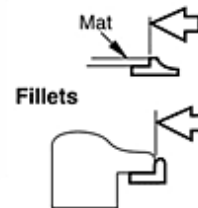
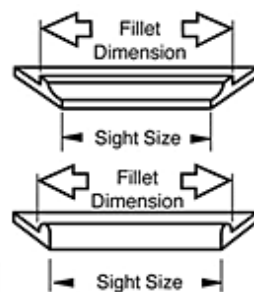
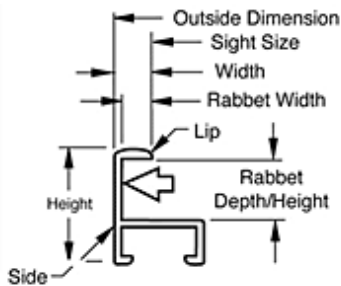
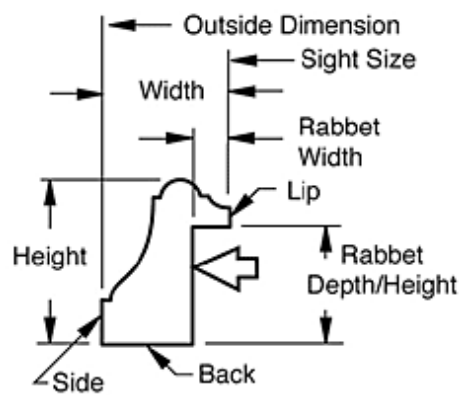
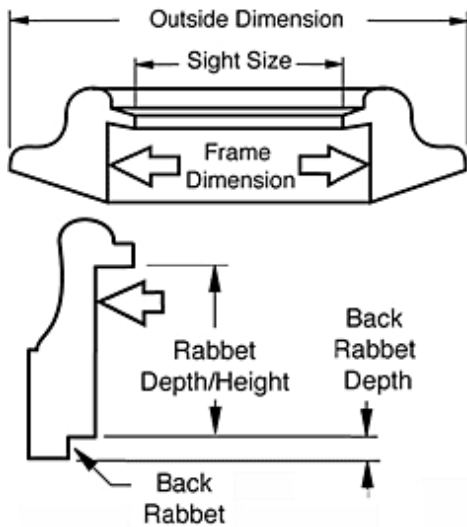
### **7.0 Responsibility for Quality Assurance**

7.1 Orders shall use FACTS Standard Designations and be accurately communicated in inches or millimeters.

7.2 All measuring devices and cutting equipment shall be properly maintained and accurately calibrated. And all chops and frames shall be accurately cut to standard as ordered within the supplier's normal tolerances.

**8.0 Key Words**

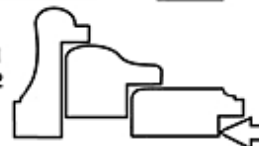
8.1 Allowance, Back Rabbet, Chop, Double Rabbet, Exact Size, Fillet, Fit Inside, Frame Size, Width, Inner Frame, Liner, Lip, Outside Size, Rabbet, Sight Size, Stacked, To Fit



Cut #1 to fit art  
Cut #2 to fit outside #1  
Cut fillet to fit inside #2



Cut #1 to fit art  
Cut #2 to fit outside #1  
Cut #3 to fit outside #2



Inches to Millimeters			Millimeters to Inches		
Inch Fractions	Inch Decimal Equivalent	Closest Metric Equivalent	Metric mm	Inch Decimal Equivalent	Closest Fractional Inch
1/32	.031	.8mm	1mm	.039	1/32
1/16	.063	1.6	2	.079	1/16
1/8	.125	3.2	3	.118	1/8
3/16	.187	4.8	5	.197	3/16
1/4	.250	6.4	6	.236	1/4
5/16	.313	7.9	8	.315	5/16
3/8	.375	9.5	10	.394	3/8
7/16	.438	11	11	.433	7/16
1/2	.500	12.7	13	.512	1/2
3/4	.750	19.1	19	.748	3/4
1	1.000	25.4	25	.984	1

1 Inch = 25.4mm    1mm = .03937 Inches

To find inches multiply mm by .03937

To find mm divide inches by .03937